

Matteo Mancuso 2025

Riccardo Oliva and Gianluca Pellerito

FOH and PA System:

The audio system and the lighting system must be supplied by the Organizer as indicated below.

The elements indicated below must be ascertained by the head of the audio system and by the head of the lighting system **at least 10 days before the show**, in order to verify the effective availability of all the required material.

For any clarification on the audio and lighting material required, please contact:

Please therefore send the complete technical data sheet of the resident service via email to the production manager and a copy to the technicians 10 days before the show.

Professional audio system required:

- Adequate to the structural characteristics of the venue, coverage and power proportionate to the size of the venue, capable of producing 104 db / spl for the whole concert area.
- We need line array PA system on LR, Sub on separate send, and matrix for front fill
- **Favorite brands: LAcoustic / D&B / Vue Audiotechnik / Martin / Eaw / Meyer**
- We need 1 audio assistant on stage, 1 FOH/PA man assistant, and 1 light designer.
- 2 x Sidefill, Full Range, minimum 3-way (Subwoofer + Tops)

F.O.H:

Digital mixer required:

- Minimum 32 microphone channels, 16 stereo bus output

Favorite brands and models: Midas M32, Yamaha CL5

The mixer must be in the best possible listening position, in the center of the venue and at the correct distance from the stage

Wedge Monitors:

We need N°4 wedge monitors (possible Bi-Amp), N°1 Drum Fill Top and sub and 2 Side Fill Top and Sub.

- **Favorite brands: LAcoustic / D&B / Vue Audiotechnik / Martin / Eaw / Meyer**

Output List Matteo Mancuso Trio Riccardo Oliva and Gianluca Pellerito:

Aux	Instrument		Wedge
1-2 Stereo	Bass	Personal In ear	
3-4 Stereo	Drum	Personal In ear	
5-6 Stereo	Guitar	Personal In ear	
7-8 Stereo	Bass Spare		2
9-10 Stereo	Guitar		2
11 Mono	Drum Fill	1Top e 1Sub	1Top e 1Sub
12 Mono	Side Fill	Top and Sub	1 Top e 1 Sub stage Left e 1 Top e 1 Sub Stage Right

Backline:

Bass:

- Head: Little Mark 3 or Little Mark Tube 800
- Cabinet: Markbass Standard 104HR
- Bass Stand
- N1 Laptop stand

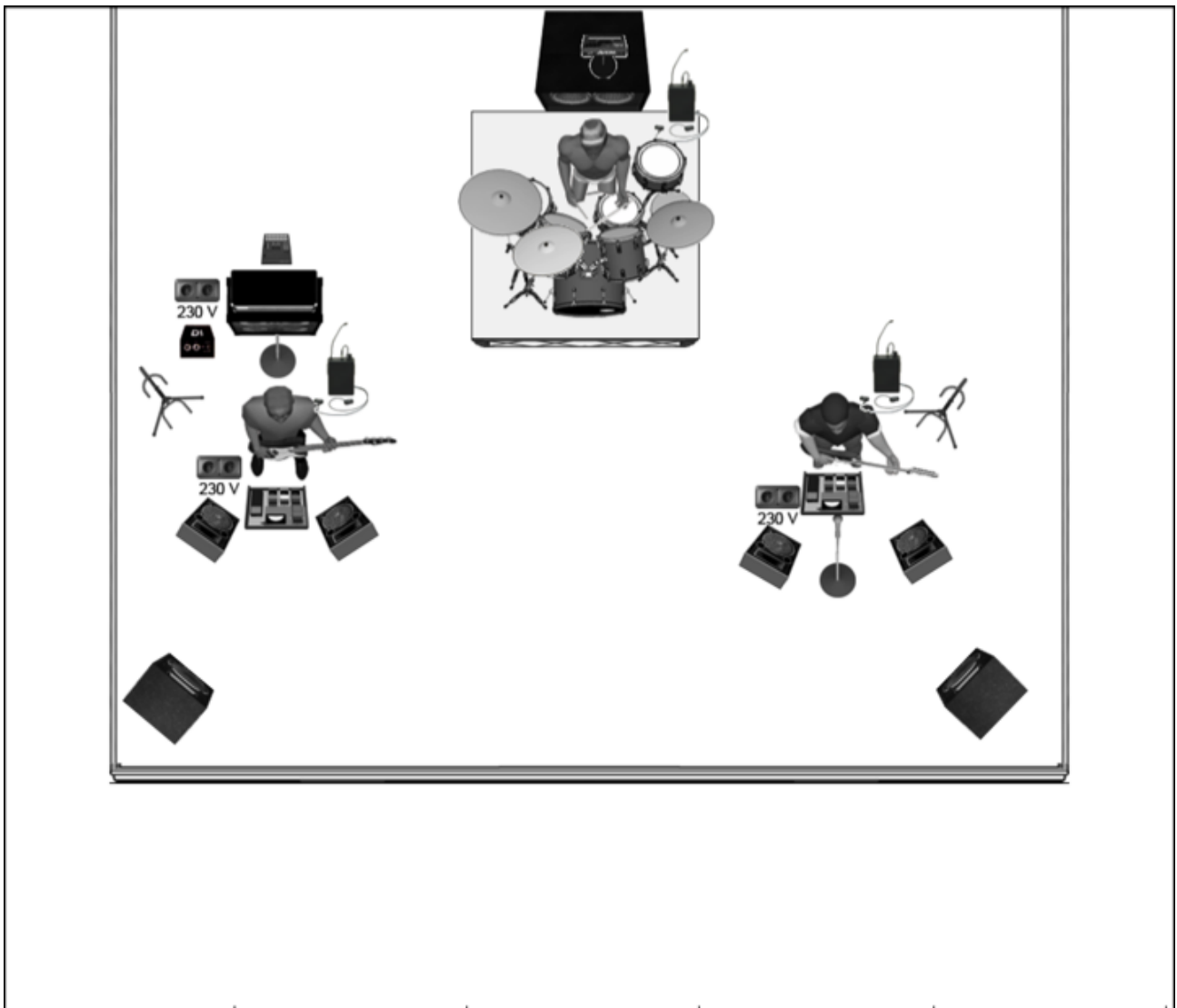
N 1 Drum (Yamaha) serie Custom ready on stage: Kick 20/22-N°2 Snare 14x5,5 ,14x6- Tom 10-Tom 12-Floor Tom 14- HH stand + Professional Kick drum pedal (DW5000-DW9000) + N 6 Stand for drum cymbals - cymbals Meinl Byzance , Zildjian Serie K: HH 14 or 15 or 16 - Crash 17 - Crash 19 - Crash 18 - ride 20/21- Splash 6 or 7- Splash 10 Remo Skins (Controlled sound, Emperor, Pinstripe, Ambassador)- 2 big fat snare 14'.

N 1 Drum throne for the Drummer.

N 1 Drum Riser 3x2 meters, height 20cm
N 1 Speakon - Jack for Bass Head to Cabinet
N 1 Speakon - Speakon for Bass Head to Cabinet

N 1 Bass Stand.
N 1 Guitar Stand.
N 4 Cable wire Jack Mt 3
N 2 Power supply / Plug for Guitar and Bass

Stage Plan:



All audio equipment must be properly assembled, wired and tested before production arrives. The radio systems must be correctly set up, and must guarantee perfect coverage over the entire surface of the stage.

Channel List Matteo Mancuso Trio Riccardo Oliva and Gianluca Pellerito:

CH	Instruments	Mic / D.I.	Stand	Personal
1	Kick In	Beta 91		
2	Kick out	Beta 52	Small Stand	
3	Snare 1 Up	Sm 57	Clip or Small Stand	
4	Snare 1 Bottom	Akg 414 or similar	Clip or Small Stand	
5	Snare 2 Up	Sm 57	Clip or Small Stand	
6	Snare 2 Bottom	Akg 414 or similar	Clip or Small Stand	
7	Hit Hat	Akg 451 or similar	Tall Stand	
8	Tom 1	Opus 88 beyerdynamic		
9	Tom 2	Opus 88 beyerdynamic		
10	Floor Tom	Opus 88 beyerdynamic		
11	Oh L	Akg 414 or similar	Tall Stand	
12	Oh R	Akg 414 or similar	Tall Stand	
13	Bass Line	DI box Bss/Radial		
14	Bass Mic	Sennheiser md421or Sm 57	Tall Stand	
15	Samples E. Gtr L			Personal Snake XLR
16	Samples E. Gtr R			Personal Snake XLR
17	Samples Ac Gtr L			Personal Snake XLR
18	Samples Ac Gtr R			Personal Snake XLR
19	Percussion Mono			Personal Snake XLR
20	Click			Personal Snake XLR
21	Gtr L	DI box Bss/Radial		
22	Gtr R	DI box Bss/Radial		
23	Gtr L/Mono	DI box Bss/Radial		
24	Vox Gtr	Sm 58	Tall Stand	

LIGHTS:

Fixtures:

- 8x Hybrid moving heads (ex. Robe Pointe/Megapointe or similar)
- 18x LEDWash 19x40 moving heads (ex. Claypaky Midi-B or similar)
- 8x Beam moving heads (ex. Claypaky Sharpy or similar)
- 8x Floodlights/strobes RGBW (ex. SGM Q7 or similar not in extended mode)
- 10x blinders 2 or 4 lamps in 10 dimmer channels (or good LED Blinders in 1ch mode)
- 2x haze machines with fans

Lighting Desks (preferences):

- Chamsys MagicQ MQ250 (first choice) or MQ 80/70/50 + monitor touch
- MA Light MA2 Light o MA3 Light + NPU
- Avolites Diamond, Tiger, Arena (No quartz, no pearl, no T)

Trusses and positions:

- 1x front truss
- 1x back truss
- Same lengths of the stage, heights based on the venue

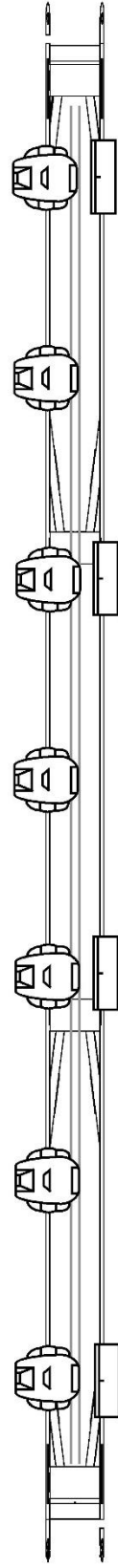
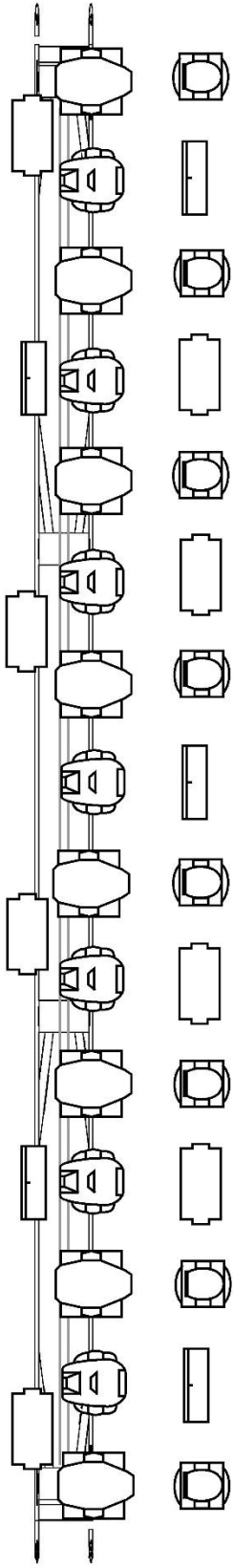
Positions:

- Front truss: 7x washes, 4x blinders
- Back truss: 7x washes, 8x spots (hanged down); 4x floodlights, 2x blinders (hanged up)
- Side lights (2 per side): 2x washes (front stage), 2x washes (in the same line of the drums)
- Back-Lights on the ground: 8x beam, 4x floodlights, 3x blinders, hazers

Notes (important):

- In venues with fixed lighting design on the roof, we request only the lights to put on the ground (read Side Lights and Back-Lights)
- Back-lights must to be min.2mt far from drums, where is possible.
- We request a light technician for any assistance to the lighting desk.
- Brands, models of fixtures and quantity, every modification and/or adaptation must be communicate via e-mail or by phone before the day of the show.
- Is recommended to use professional lights and safety, first of all.
- Set-up, patch and check of lights must be done before our load-in.

LIGHTING PLOT:



Ledwash 18x

Spot/beam 8x

sharpy 8x

Led Strobe RGBW 8x

Blinder 9x



Name list:

Managment.: Michele Mozzicato +39 335357633

Sound Engineer.: Simone Zoldan +39 3393367362

Email: simone.zoldan@gmail.com

Light Designer: ANDREA IOZZIA

+39 339 6234998

Email andreaiozzia22@gmail.com)