

Matteo Mancuso

Riccardo Oliva / bass and keyboards - Gianluca Pellerito / drums

FOH and PA System:

The audio system and the lighting system must be supplied by the Organizer as indicated below.

The elements indicated below must be ascertained by the head of the audio system and by the head of the lighting system **at least 10 days before the show**, in order to verify the effective availability of all the required material.

For any clarification on the audio and lighting material required, please contact:

Please therefore send the complete technical data sheet of the resident service via email to the production manager and a copy to the technicians 10 days before the show.

Professional audio system required:

- Adequate to the structural characteristics of the venue, coverage and power proportionate to the size of the venue, capable of producing 104 db / spl for the whole concert area.
- We need line array PA system on LR, Sub on separate send, and matrix for front fill
- **Favorite brands: LAcoustic / D&B / Vue Audiotechnik / Martin / Eaw / Meyer**
- We need 1 audio assistant on stage, 1 FOH/PA man assistant, and 1 light designer.
- 2 x Sidefill, Full Range, minimum 3-way (Subwoofer + Tops)

F.O.H:

Digital mixer required:

- Minimum 32 microphone channels, 16 stereo bus output

Favorite brands and models: Midas ProSeries, Midas M32, Yamaha CL5, QL5.

The mixer must be in the best possible listening position, in the center of the venue and at the correct distance from the stage

Wedge Monitors:

We need N°4 wedge monitors (possible Bi-Amp), N°1 Drum Fill Top and sub and 2 Side Fill Top and Sub.

- **Favorite brands: LAcoustic / D&B / Vue Audiotechnik / Martin / Eaw / Meyer**

Output List Matteo Mancuso Trio Riccardo Oliva and Gianluca Pellerito:

Aux	Instrument		Wedge
1-2 Stereo	Guitar		2
3 Mono	Bass		1
4 Mono	Bass/keys		1
7 Mono	Drum	Top e Sub	1
8 Mono			
9 Mono	Side Fill	Top and Sub	1 Top e 1 Sub stage Left e 1 Top e 1 Sub Stage Right

Backline:

Bass:

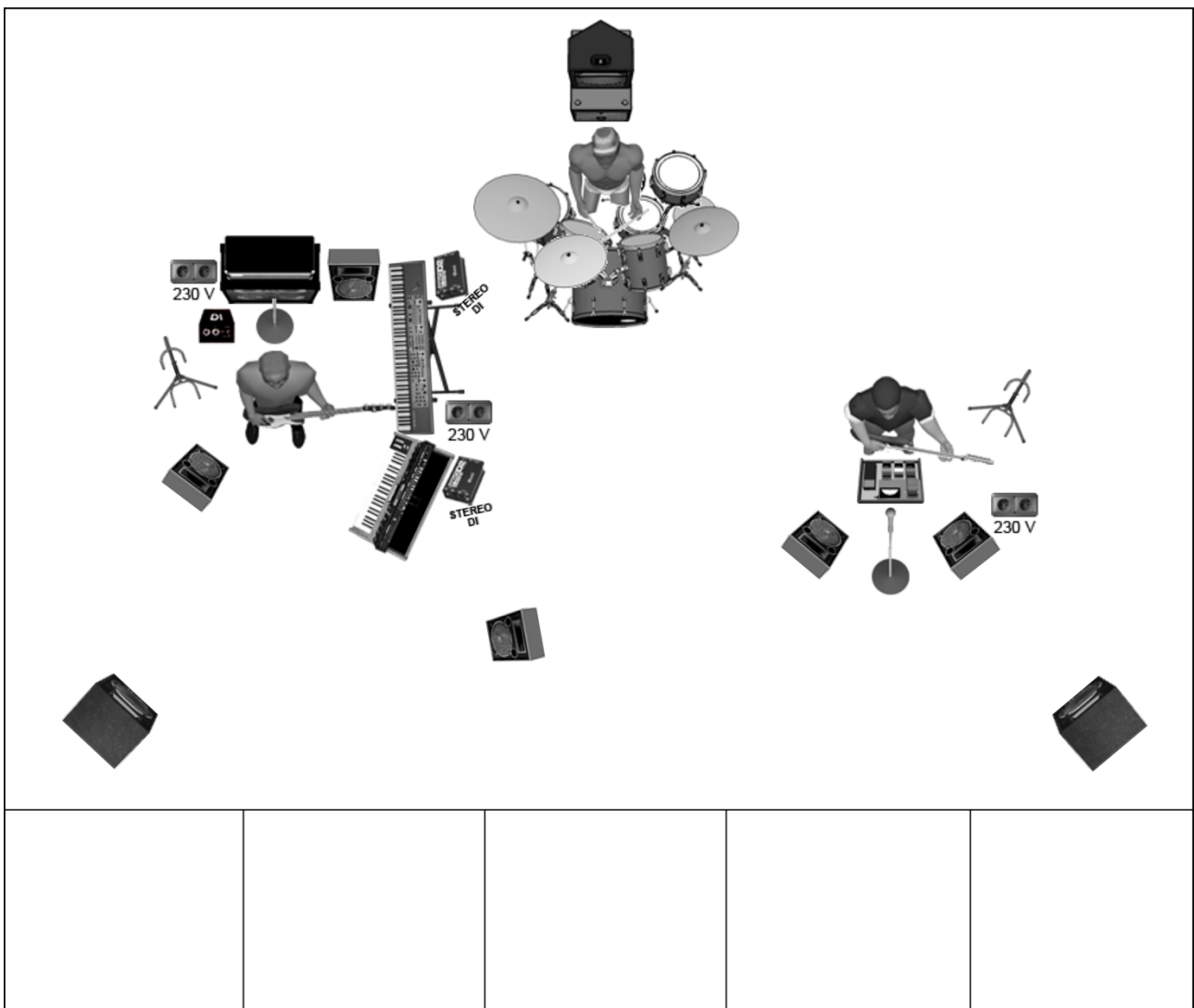
- Head: Little Mark 3 or Little Mark Tube 800
- Cabinet: Markbass Standard 104HR
- Keyboard: Nord Stage 2/3 or Korg SV-2
- Synth Bass: Moog Subsequent 37 or Moog Little Phatty (Stage 1 or Stage 2)
- 2 Keyboard stands or spider stand
- Bass Stand

N 1 Drum (Yamaha) serie Custom ready on stage: Kick 20/22-N°2 Snare 14x5,5 ,14x6- Tom 10-Tom 12-Floor Tom 14- HH stand + Professional Kick drum pedal (DW5000-DW9000) + N 6 Stand for drum cymbals - cymbals Meinl Byzance , Zildjian Serie K: HH 14 - Crash 17 - Crash 19 - Crash 18 - ride 20/21-Splash 6 or 7- Splash 10 Remo Skins (Controlled sound, Emperor, Pinstripe, Ambassador)- 2 big fat snare 14'.

- N 1 Drum throne for the Drummer.
- N 1 Speakon - Jack for Bass Head to Cabinet
- N 1 Speakon - Speakon for Bass Head to Cabinet

- N 1 Bass Stand.
- N 1 Guitar Stand.
- N 4 Cable wire Jack Mt 3
- N 2 Power supply / Plug for Guitar and Bass
- N 1 Microphone stand on bass position for GoPro

Stage Plan:




All audio equipment must be properly assembled, wired and tested before production arrives. The radio systems must be correctly set

up, and must guarantee perfect coverage over the entire surface of the stage.

Channel List Matteo Mancuso Trio Riccardo Oliva and Gianluca Pellerito:

CH	Instruments	Mic / D.I.	Stand	Personal
1	Kick In	Beta 91		
2	Kick out	Beta 52	Small Stand	
3	Snare 1 Up	Sm 57	Clip or Small Stand	
4	Snare 1 Bottom	Akg 414 or similar	Clip or Small Stand	
5	Snare 2 Up	Sm 57	Clip or Small Stand	
6	Snare 2 Bottom	Akg 414 or similar	Clip or Small Stand	
7	Hit Hat	Akg 451 or similar	Tall Stand	
8	Tom 1	Opus 88 beyerdynamic		
9	Tom 2	Opus 88 beyerdynamic		
10	Floor Tom	Opus 88 beyerdynamic		
11	Ride	Akg 451 or similar	Tall Stand	
12	Oh L	Akg 414 or similar	Tall Stand	
13	Oh R	Akg 414 or similar	Tall Stand	
14	Bass Line L	DI box Bss/Radial		
15	Bass Line R	DI box Bss/Radial		
16	Bass Mic	Sennheiser md421or Sm 57	Tall Stand	
17	Synth Bass	DI box Bss/Radial		
18	Key L	DI box Bss/Radial		
19	Key R	DI box Bss/Radial		
20	Gtr L	DI box Bss/Radial		
21	Gtr R	DI box Bss/Radial		
22	Vox Gtr	Sm 58	Tall Stand	



Consolle luci chamsys magic q

Titolo Symbolkey

 Robin Pointe (12)

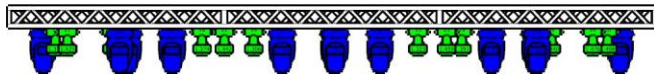
 Mini-B (12)

Nome Progetto MATTEO MANCUSO

Sito Del Progetto LIVE

Autore Disegno NLR





Titolo
Symbolke
Robin
Pointe
(12)
Mini-B (12)

Consolle luci:
Chamsys magic q

Nome Progetto
Matteo Macuso

Sito Del Progetto

Autore Disegno

Name list:

Managment.: Michele Mozzicato 335357633

Sound Engineer.: Simone Zoldan 3393367362

Email: simone.zoldan@gmail.com

light designer: Luigi Nappo +39 345 2315785

Email: Nappoluigi@hotmail.it